

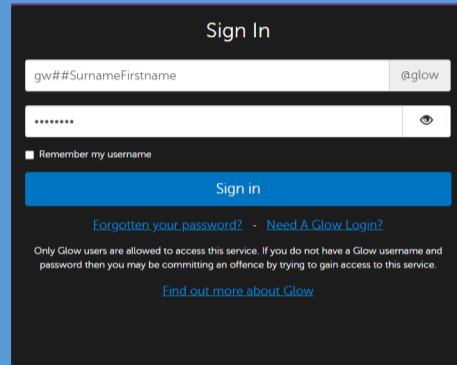
HOW TO ACCESS GOOGLE CLASSROOM

STEP 1 OPEN GLOW

You can access glow by going to <http://glow.rmunify.com> in your web browser



STEP 2 LOG IN

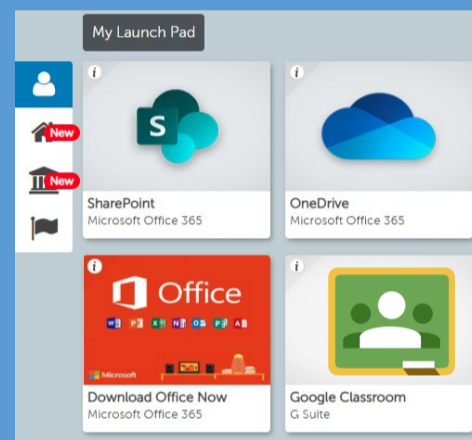


Log in to glow using your glow username and password.

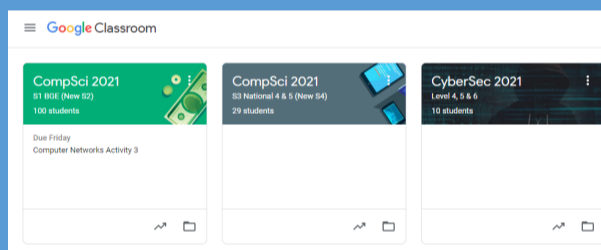
! Your username will look something like:
gw##SurnameFirstname

STEP 3 CHOOSE THE TILE

Select the Google Classroom tile from the launchpad



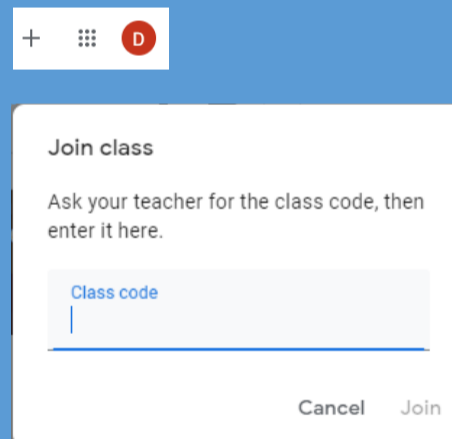
STEP 4 SELECT YOUR CLASS



If you are already in a class, you can select it from the menu.

STEP 5 JOIN A NEW CLASS

If your teacher has given you a code
Click the + button at the top right and select 'Join Class'
Enter the code in the window



STEP 6 GET THE APP



You can find apps for Google Classroom on the iOS App Store or Google Play

! **IMPORTANT**

When you log in through the app, you need to add @sl.glow.scot to the end of your username. E.g.

gw##surnamefirstname@sl.glow.scot

Your password is still the same!

STAY UP TO DATE

Website : www.strathaven.s-lanark.sch.uk

Twitter: @strathavenAcad