

# HOW TO ACCESS GOOGLE CLASSROOM

## OPEN GLOW

You can access glow by going to  
<http://glow.rmunify.com>  
in your web browser

STEP  
1

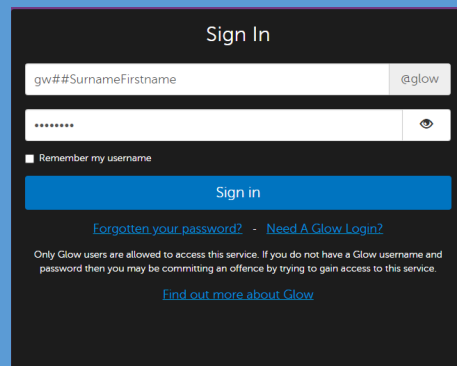


STEP  
2

## LOG IN

Log in to glow using your glow username and password.

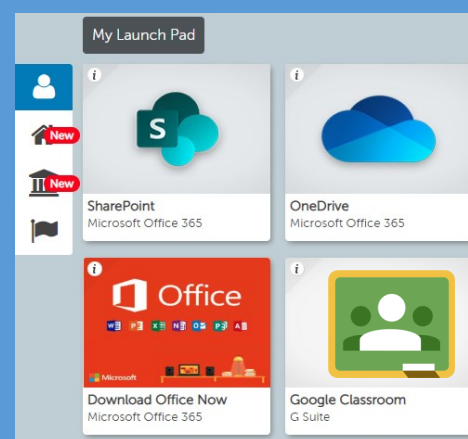
! Your username will look something like:  
gw##SurnameFirstname



STEP  
3

## CHOOSE THE TILE

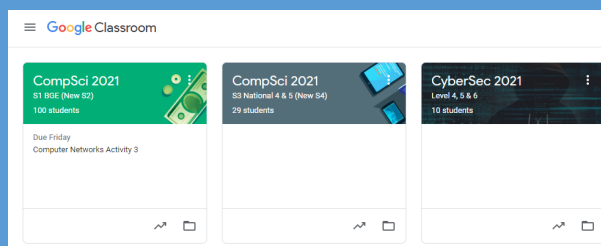
Select the Google Classroom tile from the launchpad



STEP  
4

## SELECT YOUR CLASS

If you are already in a class, you can select it from the menu.



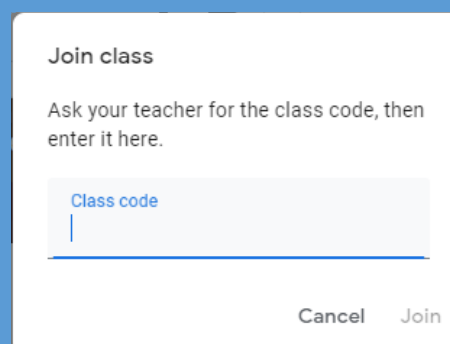
## JOIN A NEW CLASS

If your teacher has given you a code

Click the + button at the top right and select  
'Join Class'

Enter the code in the window

STEP  
5



STEP  
6

## GET THE APP

You can find apps for Google Classroom on the iOS App Store or Google Play



## IMPORTANT

When you log in through the app, you need to add @sl.glow.scot to the end of your username. E.g.

**gw##surnamefirstname@sl.glow.scot**

Your password is still the same!

## STAY UP TO DATE

Website : [www.strathaven.s-lanark.sch.uk](http://www.strathaven.s-lanark.sch.uk)

Twitter: @strathavenAcad